

## Location

Ospedale di Bressanone (Brixen)  
via Dante 51  
I-39042 Brixen  
sala polivalente

## Scientific chair

Dr. med. Andreas **Kugler**  
Dr. med. Christian **Schaller**

## Event times

Friday, March, 3, 2023  
8:00 a.m. – 6:30 p.m.

Saturday, March, 4, 2023  
8:00 a.m. – 6:00 p.m.

## Language

English

## Participation fee

AGA-Members 500 €  
Other 800 €

## Registration and organization

Congress Compact 2C GmbH  
Nicolas Dischinger, Luisa Göde  
Joachimsthaler Strasse 31-32  
10719 Berlin, Germany  
Phone +49 30 88727370  
Fax +49 30 887273710  
Mail info@congress-compact.de

## Certified for the AGA course curriculum


Module	Theory	Workshop
Modul 1 Knie – Grundkurs Arthroskopie	3	4
Modul 2 Knie – Aufbaukurs Meniskus	2	5
Modul 7 Schulter – Grundkurs	2	2

## Certification


Certification of participation is requested from the Medical Association.


## Faculty and Instructors


PD Dr. med. Hermann **Anetzberger**  
Orthopädische Gemeinschaftspraxis am OEZ, München 

Dr. med. Simon **Demetz**  
Krankenhaus Sterzing 


Prof. Dr. med. Bilal Farouk **El-Zayat**  
OrthoMedicum Mittelhessen, Marburg 


Dr. med. Franz **Erschbaumer**  
Ortopedia e Traumatologia, Ospedale di Bressanone Brixen / Bressanone 


Dr. med. Dominik **John**  
gelenk.Bonn Praxis für Orthopädie und Sporttraumatologie, Bonn 


Univ.- Prof. Dr. med. habil. Sebastian **Kopf**  
Zentrum für Orthopädie und Unfallchirurgie, Universitätsklinikum Brandenburg der Medizinischen Hochschule Brandenburg  
Theodor Fontane 

Dr. med. Andreas **Kugler**  
Zentrum für Gelenkchirurgie im MVZ am Nordbad 

Dr. med. Michael **Mohr**  
Orthopädisches Zentrum Bad Säckingen (OZBS), Bad Säckingen 

Dr. med. Thomas **Schäfer**  
Orthopädische Klinik, König-Ludwig-Haus, Würzburg 

Dr. med. Christian **Schaller**  
Ortopedia e Traumatologia, Ospedale di Bressanone Brixen / Bressanone 

Univ. Prof. Dr. med. Franz Josef **Seibert**  
Universitätsklinik für Orthopädie und Traumatologie, Graz 



# AGA Simulator Training Arthroskopie

including Online Precourse

Brixen, March 03-04, 2023

In cooperation with

**VIRTAMED**   
WE SIMULATE REALITY

## Precourse online (Available from February, 1)

- » Simulator training for arthroscopy? (Videodemonstration with test)
- » Concept of the course (with test)
- » Anatomy of the arthroscopic compartments (knee) (with test)
- » Standardized diagnostic knee arthroscopy (Videodemonstration with test)

**The successful participation of the precourse is mandatory!**

# PROGRAM | MARCH 3, 2023

from 07:45	Registration
07:55 – 08:00	Welcome <i>A. Kugler, C. Schaller</i>
	<b>GROUP 1</b>
08:00 – 09:30	<b>Practice I (FAST Modul) dominante hand</b> - 3x Telescoping - 4x Triangulation - 4x Periscoping Change after each exercise!
09:30 – 10:00	Coffee break
10:00 – 11:00	<b>Theory I</b> Basics of arthroscopy <i>S. Kopf</i> 15' Portalplacement <i>H. Anetzberger</i> 15' Rookie mistakes <i>S. Kopf</i> 15' Video Standardized diagnostic knee arthroscopy <i>A. Kugler</i> 5'
11:00 – 12:15	<b>Practice II (FAST Modul) non dominante hand</b> - 4x Triangulation - 4x Periscoping - individuel training
12:15 – 13:15	Lunch (both groups)
13:15 – 14:30	<b>Theory II</b> Arthroscopic instruments <i>A. Kugler</i> 15' Perioperative management <i>C. Schaller</i> 20' Arthroscopic setting <i>T. Schäfer</i> 15' Postoperative management <i>J. Seibert</i> 20'
14:30 – 16:00	<b>Practice III</b> - 3x Diagnostic I - 3x Catch the Stars II - 1x Diagnostic I with probe
16:00 – 16:30	Coffee break
16:00 – 17:30	<b>Theory</b> Knee – hands on Training <i>H. Anetzberger, A. Kugler</i> 60'
17:30 – 18:30	Free training (both groups)

	<b>GROUP 2</b>
08:15 – 09:15	<b>Theory I</b> Basics of arthroscopy <i>S. Kopf</i> 25' Portalplacement <i>H. Anetzberger</i> 15' Rookie mistakes <i>S. Kopf</i> 15' Video Standardized diagnostic knee arthroscopy <i>A. Kugler</i> 5'
09:00 – 09:30	Coffee break
09:30 – 11:00	<b>Practice I (FAST Modul) dominante hand</b> - 3x Telescoping - 4x Triangulation - 4x Periscoping Change after each exercise!
11:00 – 12:15	<b>Theory II</b> Arthroscopic instruments <i>A. Kugler</i> 15' Perioperative management <i>C. Schaller</i> 20' Arthroscopic setting <i>T. Schäfer</i> 15' Postoperative management <i>F. Seibert</i> 20'
13:15 – 14:30	<b>Practice II (FAST Modul) non dominante hand</b> - 4x Triangulation - 4x Periscoping - individuel training
14:30 – 15:30	<b>Theory</b> Knee – hands on Training <i>H. Anetzberger, A. Kugler</i> 60'
15:30 – 16:00	Coffee break
16:00 – 17:30	<b>Practice III</b> - 3x Diagnostic I - 3x Catch the Stars II - 1x Diagnostic I with probe

# PROGRAM | MARCH 4, 2023

	<b>GROUP 1</b>		<b>GROUP 2</b>
08:00 – 09:30	<b>Practice IV</b> - 3x Unknown Pathology with probe - 3x Triangulation III Change after each exercise!	08:00 – 09:00	<b>Theory IV</b> Classification of cartilage lesion <i>C. Schaller</i> 20' Classification of meniscus lesion <i>F. Seibert</i> 20' Hints, tricks and unexpected incidents <i>M. Mohr</i> 15' Documentation of procedure <i>M. Mohr</i> 15'
09:30 – 10:00	Coffee Break with video Arthroscopy in lokal anaesthesia <i>M. Mohr</i> 20'	09:00 – 09:30	Coffee Break with video Arthroscopy in lokal anaesthesia <i>M. Mohr</i> 20'
10:00 – 11:00	<b>Theory IV</b> Classification of cartilage lesion <i>C. Schaller</i> 20' Classification of meniscus lesion <i>F. Seibert</i> 20' Hints, tricks and unexpected incidents <i>M. Mohr</i> 15' Documentation of procedure <i>M. Mohr</i> 15'	09:30 – 11:00	<b>Practice IV</b> - 3x Unknown Pathology with probe - 3x Triangulation III Change after each exercise!
11:00 – 12:00	<b>Practice V</b> - 1x Loose Body II - 1x unknown Pathology - 1x Meniscectomy Change after each exercise!	11:00 – 12:00	<b>Theory V</b> Arthroscopic anatomy <i>D. John</i> 15' Videodemonstration arthroscopy <i>B. El-Zayat</i> 15' Arthroscopic setting <i>D. John</i> 15' How to built portals and their functions <i>B. El-Zayat</i> 15'
12:00 – 13:00	Mittagspause (beide Gruppen)		
13:00 – 14:00	<b>Theory V</b> Arthroscopic anatomy <i>D. John</i> 15' Videodemonstration arthroscopy <i>B. El-Zayat</i> 15' Arthroscopic setting <i>D. John</i> 15' How to built portals and their functions <i>B. El-Zayat</i> 15'	13:00 – 14:00	<b>Practice V</b> - 1x Loose Body II - 1x unknown Pathology - 1x Meniscectomy Change after each exercise!
14:00 – 15:15	<b>Practice VI</b> - Final Test (Diagnostic I, Catch the stars, Triangulation III) - free training	14:00 – 14:45	<b>Theory VI</b> Examination of the shoulder. How to knot. <i>B. El-Zayat</i> 45'
15:15 – 15:45	Coffee break	14:45 – 15:15	Coffee break
15:45 – 16:30	<b>Theory VI</b> Examination of the shoulder. How to knot. <i>B. El-Zayat</i> 45'	15:15 – 16:30	<b>Practice VI</b> Final test (Diagnostic I, Catch the stars, Triangulation III) Free training
16:30 – 17:00	Where do we go – visions for simulator training (both groups) <i>H. Anetzberger, A. Kugler, T. Schäfer, C. Schaller</i>		
17:15 – 18:00	Arthroscopy of the shoulder – individuel training		